







AMACO®/BRENT® WHEEL COMPARISON CHART

WHEELS & EQUIPMENT

| Wheel Model <small>Photos are shown to scale for size comparison.</small> | Capacity | Motor | Dimensions | | Shipping Weight (approximate) | RPM/Speed | Drive |
|--|-----------|---|-----------------------------|-----------------------------|-------------------------------|-----------------------|-------|
| | | | Assembled | Shipping | | | |
| B 22604E  | 50 lbs. | Permanent Magnet, DC 1/2 HP 5 amps | 21" w 28" d 21 1/2" h | 24" w 31" d 24" h | 112 lbs. | Variable 0-240 rpm | Belt |
| C 22608J  | 75 lbs. | Permanent Magnet, DC 3/4 HP 7 amps | 21" w 28" d 21 1/2" h | 24" w 31" d 24" h | 117 lbs. | Variable 0-240 rpm | Belt |
| CXC 22727G  | 100 lbs. | Permanent Magnet, DC 1 HP 10 amps | 21" w 28" d 21 1/2" h | 24" w 31" d 24" h | 117 lbs. | Variable 0-240 rpm | Belt |
| EX 22573A  | 100+ lbs. | Permanent Magnet, DC 1 1/2 HP 15 amps | 21" w 28" d 21 1/2" h | 24" w 31" d 24" h | 119 lbs. | Variable 0-240 rpm | Belt |
| ie 22780Y  | 20 lbs. | Permanent Magnet, DC 1/4 HP 5 amps | 33" w 25" d 21" h | 35 1/2" w 28" d 17" h | 79 lbs. | Variable 0-240 rpm | Belt |
| ie-x 22795R  | 25 lbs. | Permanent Magnet, DC 1/3 HP 6 amps | 33" w 25" d 21" h | 35 1/2" w 28" d 17" h | 85 lbs. | Variable 0-240 rpm | Belt |

AMACO®/BRENT® WHEEL COMPARISON CHART

| Voltage | Wheel Head | Shaft Bore | Price | Special Features | Wheel Model |
|--------------|----------------------------|------------|-----------|--|-------------|
| 110-120V AC* | 12" Aluminum with Bat Pins | N/A | \$1095.00 | Solid steel table, reversible electronic speed controls, automatic belt tensioning, 4-groove poly-v drive belt, durable cast aluminum foot pedal, splash pan included, AMACO® 12" Plasti-bat® included, FIVE YEAR WARRANTY. | B |
| 110-120V AC* | 14" Aluminum with Bat Pins | N/A | \$1245.00 | Solid steel table, reversible electronic speed controls, automatic belt tensioning, 8-groove poly-v drive belt, durable cast aluminum foot pedal, splash pan included, AMACO® 14" Plasti-bat® included, FIVE YEAR WARRANTY. | C |
| 110-120V AC* | 14" Aluminum with Bat Pins | N/A | \$1395.00 | Solid steel table, reversible electronic speed controls, automatic belt tensioning, 8-groove poly-v drive belt, durable cast aluminum foot pedal, splash pan included, AMACO® 14" Plasti-bat® included, FIVE YEAR WARRANTY. | CXC |
| 110-120V AC | 14" Aluminum with Bat Pins | N/A | \$1645.00 | Solid steel table, reversible electronic speed controls, automatic belt tensioning, 8-groove poly-v drive belt, durable cast aluminum foot pedal, splash pan included, AMACO® 14" Plasti-bat® included, FIVE YEAR WARRANTY. | EX |
| 110-120V AC* | 12" Aluminum with Bat Pins | N/A | \$649.00 | Solid steel table, electronic speed controls, 3/16" angle iron frame, high density 1" wood table with laminate finish, self-tensioning 4-groove poly-v drive belt, durable cast aluminum foot pedal, removable legs, AMACO® 12" Plasti-bat® included, FIVE YEAR WARRANTY. | ie |
| 110-120V AC | 14" Aluminum with Bat Pins | N/A | \$799.00 | Solid steel table, reversible electronic speed controls, 3/16" angle iron frame, high density 1" wood table with laminate finish, self-tensioning 4-groove poly-v drive belt, reversing switch, durable cast aluminum foot pedal, removable legs, splash pan included, AMACO® 14" Plasti-bat® included, FIVE YEAR WARRANTY. | ie-x |

* 220V wiring for Europe also available.

AMACO®/BRENT® WHEEL COMPARISON CHART

WHEELS & EQUIPMENT

| Wheel Model <small>Photos are shown to scale for size comparison.</small> | Capacity | Motor | Dimensions | | Shipping Weight (approximate) | RPM/Speed | Drive |
|--|----------|--|-------------------------|---------------------------------|-------------------------------|---------------------------------|--|
| | | | Assembled | Shipping | | | |
| ie-t 22676R  | 20 lbs. | Permanent Magnet, DC 1/4 HP 5 amps | 18" w 25" d 13" h | 21" w 28" d 16" h | 67 lbs. | Variable 0-240 rpm | Belt |
| J 22615S  | 50 lbs. | N/A | 38" w 48" d 30" h | 44 1/2" w 50 1/2" d 36" h | 295 lbs. | Variable Kick | Reinforced concrete flywheel |
| EJ 22616T  | 50 lbs. | Permanent Magnet, AC 1/4 HP 5 amps | 38" w 48" d 30" h | 44 1/2" w 50 1/2" d 36" h | 333 lbs. | Variable Kick, Power Assist | Foot lever operated reduction transmission |
| 16 22666E  | 50 lbs. | Permanent Magnet, DC 1/2 HP 5 amps | 38" w 46" d 36" h | 41" w 48 1/2" d 41" h | 287 lbs. | Variable 0-240 rpm | Belt |
| No. 1 30901E  <small>Shown on Stand No. 1B.</small> | 50 lbs. | Permanent Magnet, DC 1/3 HP 8 amps | 19" w 26" d 13" h | 22" w 29 1/2" d 15" h | 70 lbs. | 2 Speeds 65 rpm or 95 rpm | Enclosed reduction gear transmission |
| No. 2C 30915X  <small>Shown on Stand No. 1B.</small> | 50 lbs. | Permanent Magnet, DC 1/2 HP 8 amps | 19" w 26" d 13" h | 22" w 29 1/2" d 15" h | 67 lbs. | Variable 0-240 rpm | Enclosed reduction gear transmission |

AMACO®/BRENT® WHEEL COMPARISON CHART

| Voltage | Wheel Head | Shaft Bore | Price | Special Features | Wheel Model |
|--------------|-------------------------------------|------------|-----------|---|-------------|
| 110-120V AC* | 12" Aluminum with Bat Pins | N/A | \$599.00 | Electronic speed controls, 3/16" angle iron frame, high density 1" wood table with laminate finish, self-tensioning 4-groove poly-v belt, durable cast aluminum foot pedal/handle with 9 foot cord, portable, AMACO® 12" Plasti-bat® included, FIVE YEAR WARRANTY. | ie-t |
| None | 14" Aluminum with Bat Pins | 1" | \$1495.00 | High density 1" wood seat and table with laminate finish, adjustable seat, frame constructed of 1 1/4" welded steel pipe, 30"/135 lb. concrete flywheel is rough on top for kicking and smooth around the rim for braking, 11" steel steps allow additional height when throwing tall pots, optional motor kit, splash pan included, AMACO® 14" Plasti-bat® included, FIVE YEAR WARRANTY. | J |
| 110-120V AC* | 14" Aluminum with Bat Pins | 1" | \$2195.00 | High density 1" wood seat and table with laminate finish, adjustable seat, frame constructed of 1 1/4" welded steel pipe, 30"/135 lb. concrete flywheel is rough on top for kicking and smooth around the rim for braking, 11" steel steps allow additional height when throwing tall pots, two power options—foot or motor, splash pan included, AMACO® 14" Plasti-bat® included, FIVE YEAR WARRANTY. | EJ |
| 110-120V AC* | 12" Aluminum with Bat Pins | 3/4" | \$2249.00 | Wheel chair accessible , wheel head adjusts from 21" to 35" in height, fits through any 36" door, four hard rubber casters for mobility, four rubber feet raise casters off the floor for stability while throwing, welded steel frame, high density 1" side tables with laminate surface, hand lever/foot pedal, splash pan included, AMACO® 12" Plasti-bat® included, FIVE YEAR WARRANTY. | 16 |
| 110-120V AC | 12" Aluminum Special Head available | 5/8" | \$1319.00 | One piece non-corrosive aluminum work table, enclosed reduction gear/direct drive transmission allows throwing larger pieces without speed reduction and quiet operation, two speeds, four rubber feet eliminate vibration, optional stand with seat available, AMACO® 12" Plasti-bat® included, TWO YEAR WARRANTY. | No. 1 |
| 110-120V AC* | 12" Aluminum Special Head available | 5/8" | \$1619.00 | One piece, non-corrosive aluminum work table, enclosed reduction gear/direct drive transmission allows throwing larger pieces without speed reduction and quiet operation, four rubber feet eliminate vibration, optional stand with seat available, durable cast aluminum foot pedal, AMACO® 12" Plasti-bat® included, TWO YEAR WARRANTY. | No. 2C |

* 220V wiring for Europe also available.