












AMACO/BRENT WHEEL COMPARISON CHART

Wheel Model Photos are shown to scale for size comparison.	Capacity	Motor	Dimensions		Shipping Weight (approximate)	RPM/Speed	Drive
			Assembled	Shipping			
ie, ie-r  22833M 22800X 22897M	Continuously handles 75 lbs.	Permanent Magnet, DC 1/4 HP 6 amps	30"w x 24"d x 20"-25"h (with leg extensions) 13" h (without leg extensions)	27 ³ / ₄ "w x 32 ¹ / ₂ "d x 19 ¹ / ₄ "h	93 lbs. CAN BE SHIPPED UPS	Variable 0-240 rpm	Belt
ie-x  22900R 22901P	Continuously handles 100 lbs.	Permanent Magnet, DC 1/3 HP 6 amps	30"w x 24"d x 20"-25" h (with leg extensions) 13" h (without leg extensions)	27 ³ / ₄ "w x 32 ¹ / ₂ "d x 19 ¹ / ₄ "h	98 lbs. CAN BE SHIPPED UPS	Variable 0-240 rpm	Belt
B  22604E 22606G	Continuously handles 150 lbs.	Permanent Magnet, DC 1/2 HP 5 amps	21"w x 28"d x 21 ¹ / ₂ "h	24"w x 31"d x 24"h	112 lbs.	Variable 0-240 rpm	Belt
C  22608J 22610L	Continuously handles 225 lbs.	Permanent Magnet, DC 3/4 HP 7 amps	21"w x 28"d x 21 ¹ / ₂ "h	24"w x 31"d x 24"h	117 lbs.	Variable 0-240 rpm	Belt
CXC  22727G 22728H	Continuously handles 300 lbs.	Permanent Magnet, DC 1 HP 10 amps	21"w x 28"d x 21 ¹ / ₂ "h	24"w x 31"d x 24"h	117 lbs.	Variable 0-240 rpm	Belt
EX  22573A	Continuously handles 450 lbs.	Permanent Magnet, DC 1 ¹ / ₂ HP 15 amps	21"w x 28"d x 21 ¹ / ₂ "h	24"w x 31"d x 24"h	119 lbs.	Variable 0-240 rpm	Belt

AMACO/BRENT WHEEL COMPARISON CHART

Voltage	Wheel Head	Shaft Bore	Price	Special Features	Wheel Model
110-120V 220-240V	12" Aluminum with Bat Pins	$\frac{3}{4}$ "	\$849.00 (110V) \$895.00 (110V with reversing switch) \$949.00 (220V)	Electronic speed controls, $\frac{3}{16}$ " angle iron frame, recycled high density poly tabletop, self-tensioning 4-groove poly-v-belt drive, durable cast aluminum foot pedal, adjustable/removable legs, splash pan, AMACO® 12" Plasti-bat®, machined cast aluminum 12" wheel head, FIVE YEAR WARRANTY.	ie ie-r
110-120V 220-240V	14" Aluminum with Bat Pins	$\frac{3}{4}$ "	\$975.00 (110V) \$995.00 (220V)	Reversible electronic speed controls, $\frac{3}{16}$ " angle iron frame, recycled high density poly tabletop, self-tensioning 4-groove poly-v-belt drive, reversing switch, durable cast aluminum foot pedal, adjustable/removable legs, splash pan, AMACO® 14" Plasti-bat®, machined cast aluminum 14" wheel head, FIVE YEAR WARRANTY.	ie-x
110-120V 220-240V	12" Aluminum with Bat Pins	$\frac{3}{4}$ "	\$1295.00 (110V) \$1340.00 (220V)	Solid steel table, Brent® Classic Controller with forward/reverse switch, automatic belt tensioning, 6-groove poly-v-belt drive, durable cast aluminum foot pedal, splash pan, AMACO® 12" Plasti-bat®, machined cast aluminum 12" wheel head, TEN YEAR WARRANTY.	B
110-120V 220-240V	14" Aluminum with Bat Pins	$\frac{3}{4}$ "	\$1395.00 (110V) \$1440.00 (220V)	Solid steel table, Brent® Classic Controller with forward/reverse switch, automatic belt tensioning, 6-groove poly-v-belt drive, durable cast aluminum foot pedal, splash pan, AMACO® 14" Plasti-bat®, machined cast aluminum 14" wheel head, TEN YEAR WARRANTY.	C
110-120V 220-240V	14" Aluminum with Bat Pins	$\frac{3}{4}$ "	\$1495.00 (110V) \$1540.00 (220V)	Solid steel table, Brent® Classic Controller with forward/reverse switch, automatic belt tensioning, 6-groove poly-v-belt drive, durable cast aluminum foot pedal, splash pan, AMACO® 14" Plasti-bat®, machined cast aluminum 14" wheel head, TEN YEAR WARRANTY.	CXC
110-120V	14" Aluminum with Bat Pins	$\frac{3}{4}$ "	\$1695.00 (110V)	Solid steel table, Brent® Classic Controller with forward/reverse switch, automatic belt tensioning, 6-groove poly-v-belt drive, durable cast aluminum foot pedal, splash pan, AMACO® 14" Plasti-bat®, machined cast aluminum 14" wheel head, TEN YEAR WARRANTY.	EX

AMACO/BRENT WHEEL COMPARISON CHART

Wheel Model Photos are shown to scale for size comparison.	Capacity	Motor	Dimensions		Shipping Weight (approximate)	RPM/ Speed	Drive
			Assembled	Shipping			
16 22666E 	Continuously handles 150 lbs.	Permanent Magnet, DC 1/2 HP 5 amps	38"w x 46"d x 36"h	41"w x 48 1/2"d x 41"h	287 lbs.	Variable 0-240 rpm	Belt
J 22615S 	50 lbs.	N/A	38"w x 48"d x 30"h	44 1/2"w x 50 1/2"d x 36"h	325 lbs.	Variable Kick	Reinforced concrete flywheel
EJ 22616T 22617W 	50 lbs.	Permanent Magnet, AC 1/3 HP 5 amps	38"w x 48"d x 30"h	44 1/2"w x 50 1/2"d x 36"h	333 lbs.	Variable Kick, Power Assist	Foot lever operated reduction transmission
No. 1 30901E  Shown on Stand No. 1B.	50 lbs.	Permanent Magnet, AC 1/3 HP 4.5/7.8 amps	19"w x 26"d x 13"h	22"w x 29 1/2"d x 15"h	70 lbs.	2 Speeds 65 rpm or 95 rpm	Enclosed reduction gear transmission
No. 2C 30915X  Shown on Stand No. 1B.	50 lbs.	Permanent Magnet, DC 1/2 HP 8 amps	19"w x 26"d x 13"h	22"w x 29 1/2"d x 15"h	67 lbs.	Variable 0-240 rpm	Enclosed reduction gear transmission

AMACO/BRENT WHEEL COMPARISON CHART

Voltage	Wheel Head	Shaft Bore	Price	Special Features	Wheel Model
110-120V 220-240V DC	12" Aluminum with Bat Pins	3/4"	\$2695.00 (110V) \$2695.00 (220V)	Wheel chair accessible, wheel head adjusts from 21" to 35" in height, fits through any 36" door, four hard rubber casters for mobility, four rubber feet raise casters off the floor for stability while throwing, welded steel frame, high density 1" side tables with laminate surface, Brent® Classic Controller with reverse option, hand lever/foot pedal, 6-groove poly-v-belt drive, splash pan, AMACO® 12" Plasti-bat®, machined cast aluminum 12" wheel head, TEN YEAR WARRANTY.	16
None	14" Aluminum with Bat Pins	1"	\$1549.00	High density 1" wood seat and table with laminate finish, adjustable seat, frame constructed of 1 1/4" welded steel pipe, 30"/135 lb. concrete flywheel is rough on top for kicking and smooth around the rim for braking, 11" steel steps allow additional height when throwing tall pots, optional motor kit, splash pan, AMACO® 14" Plasti-bat®, TEN YEAR WARRANTY.	J
110-120V 220-240V	14" Aluminum with Bat Pins	1"	\$2495.00 (110V) \$2595.00 (220V)	High density 1" wood seat and table with laminate finish, adjustable seat, frame constructed of 1 1/4" welded steel pipe, 30"/135 lb. concrete flywheel is rough on top for kicking and smooth around the rim for braking, 11" steel steps allow additional height when throwing tall pots, two power options—foot or motor, splash pan, AMACO® 14" Plasti-bat®, TEN YEAR WARRANTY.	EJ
110-120V AC	12" Aluminum Special Head available	5/8"	\$1395.00 (110V)	One piece non-corrosive aluminum work table, enclosed reduction gear/direct drive transmission allows throwing larger pieces without speed reduction and quiet operation, two speeds, four rubber feet eliminate vibration, optional stand with seat available, AMACO® 12" Plasti-bat®, TWO YEAR WARRANTY.	No. 1
110-120V DC	12" Aluminum Special Head available	5/8"	\$1495.00 (110V)	One piece, non-corrosive aluminum work table, enclosed reduction gear/direct drive transmission allows throwing larger pieces without speed reduction and quiet operation, four rubber feet eliminate vibration, optional stand with seat available, durable cast aluminum foot pedal, AMACO® 12" Plasti-bat®, TWO YEAR WARRANTY.	No. 2C