





AMACO TOP LOADING KILN COMPARISON CHART

Kiln Model Photos are shown to scale for size comparison	Maximum Recommended Temperature	Firing Chamber Area	Chamber Size	Exterior Dimensions	Kiln Weight	Shipping Weight (approximate)	Furniture Kit
EC-55/EC-55SF 	Cone 03 2019°F 1104°C	3.38 cubic feet 0.10 cubic meters	18" w 18" d 18" h 45.72cm w 45.72cm d 45.72cm h	41" w* 29 1/2" d 32" h 104.14cm w* 74.93cm d 81.28cm h	325 lbs. 147.42 Kg	404 lbs. 183.25 Kg	FK-7 4 1" x 1" x 6" shelf supports 8 1" x 1" x 8" shelf supports 2 16" x 8" x 5/8" shelves, ▲ 1 1 16" x 16" x 5/8" shelf, ▲ 1 1 4 lb. carton Kiln Shelf Wash 11393E.....\$135.00 SSU=1, Shipping Weight 32 lbs. 7 oz.
HF-97/HF-97SF 	Cone 10 2381°F 1305°C	3.38 cubic feet 0.10 cubic meters	18" w 18" d 18" h 45.72cm w 45.72cm d 45.72cm h	41" w* 29 1/2" d 32" h 104.14cm w* 74.93cm d 81.28cm h	370 lbs. 167.83 Kg	404 lbs. 183.25 Kg	FK-7 4 1" x 1" x 6" shelf supports 8 1" x 1" x 8" shelf supports 2 16" x 8" x 5/8" shelves, ▲ 1 1 16" x 16" x 5/8" shelf, ▲ 1 1 4 lb. carton Kiln Shelf Wash 11393E.....\$135.00 SSU=1, Shipping Weight 32 lbs. 7 oz.
HF-101/HF-101SF 	Cone 10 2381°F 1305°C	5.06 cubic feet 0.15 cubic meters	18" w 18" d 27" h 45.72cm w 45.72cm d 68.58cm h	42" w* 29 5/8" d 40 1/2" h 106.68cm w* 75.25cm d 102.87cm h	380 lbs. 172.37 Kg	533 lbs. 241.76 Kg	FK-15 8 1" x 1" x 6" shelf supports 16 1" x 1" x 8" shelf supports 4 16" x 8" x 5/8" shelves, ▲ 1 1 16" x 16" x 5/8" shelf, ▲ 1 1 4 lb. carton Kiln Shelf Wash 11386T.....\$209.00 SSU=1, Shipping Weight 25 lbs.
HF-105/HF-105SF 	Cone 10 2381°F 1305°C	8.33 cubic feet 0.25 cubic meters	30" w 20" d 24" h 76.2cm w 50.8cm d 60.96cm h	55" w* 33 1/2" d 39 1/2" h 139.7cm w* 85.09cm d 100.33cm h	630 lbs. 285.76 Kg	733 lbs. 332.48 Kg	FK-14 8 1" x 1" x 2" shelf supports 8 1" x 1" x 4" shelf supports 8 1" x 1" x 6" shelf supports 8 1" x 1" x 8" shelf supports 4 16" x 8" x 1/2" shelves, ▲ 1 3 19" x 9 1/2" x 1/2" silicon carbide shelves, ▲ 13 1 4 lb. carton Kiln Shelf Wash 11385S.....\$469.00 SSU=1, Shipping Weight 55 lbs.

***WIDTH DIMENSION INCLUDES SELECT FIRE™.**

▲ Cone number specifies maximum temperature for shelves



TOP LOADING KILN COMPARISON CHART

Kiln Vent	Kilowatt Rating	Electrical Requirements	Supplied Power Cord	Amperage Rating	Kiln with Kiln-Sitter® and Timer Single Phase	Kiln with Kiln-Sitter® and Timer Three Phase	Kiln with Select Fire™ Single Phase	Kiln with Select Fire™ Three Phase	Kiln Model
Master KilnVent 29968J \$495.00 or KilnVent Suspended Version 29976T \$695.00	6.5	6 Gauge Wire	50 AMP Cord with NEMA 6-50 (single phase) or 15-50 Plug (three phase) for EC-55 with Select Fire™ Direct Wire for EC-55 with Infinite Switches	Single Phase 28.7 @ 208 Volt 27.1 @ 240 Volt Three Phase 16.5 @ 208 Volt 16.5 @ 240 Volt	208V 26104L \$3995.00 240V 26105M \$3995.00	208V 26106N \$3995.00 240V 26107R \$3995.00	208V 26006F \$4375.00 240V 26008H \$4375.00	208V 26007G \$4375.00 240V 26009J \$4375.00	EC-55/ EC-55SF
Master KilnVent 29968J \$495.00 or KilnVent Suspended Version 29976T \$695.00	6.0	6 Gauge Wire	50 AMP Cord with NEMA 6-50 (single phase) or 15-50 Plug (three phase) for HF-97SF with Select Fire™ Direct Wire for HF-97 with Infinite Switches	Single Phase 28.8 @ 208 Volt 25.0 @ 240 Volt Three Phase 25.5 @ 208 Volt 24.0 @ 240 Volt	208V 26306J \$3995.00 240V 26307K \$3995.00	208V 26309M \$3995.00 240V 26310N \$3995.00	208V 26018V \$3795.00 240V 26020E \$3995.00	208V 26019W \$3795.00 240V 26029G \$3995.00	HF-97/ HF-97SF
Master KilnVent 29968J \$495.00 or KilnVent Suspended Version 29976T \$695.00	9.0	6 Gauge Wire	50 AMP Cord with NEMA 6-50 (single phase) or 15-50 Plug (three phase) for HF-101 with Select Fire™ Direct Wire for HF-101 with Infinite Switches	Single Phase 43.0 @ 208 Volt 37.5 @ 240 Volt Three Phase 25.0 @ 208 Volt 24.0 @ 240 Volt	208V 26316V \$4595.00 240V 26317X \$4595.00	208V 26318A \$4595.00 240V 26319B \$4595.00	208V 26030H \$4395.00 240V 26044X \$4395.00	208V 26039F \$4395.00 240V 26045P \$4395.00	HF-101/ HF-101SF
Master KilnVent 29968J \$495.00 or KilnVent Suspended Version 29976T \$695.00	11.52	6 Gauge Wire	50 AMP Cord with NEMA 15-50 plug (HF-105SF Three Phase) Direct Wire for all other HF-105 Models	Single Phase 48.0 @ 240 Volt Three Phase 30.0 @ 240 Volt	240V 26322E \$5795.00	240V 26323F \$5795.00	240V 26046A \$5795.00	240V 26056L \$5795.00	HF-105/ HF-105SF